

moderna wall & ceiling

DESIGN & FUNCTION
PANELS REINTERPRETED





Mistral (urbano)

- Modern decors
- Large selection of articles
- Matching mouldings for all decors
- Various design options
- Easy installation
- Easy care
- Environmentally-friendly production

Thanks to a wide variety of fashionable decors, yesterday's dark wood panelling has become today's contemporary design product for walls and ceilings. Our designs will show you that the dusty image of panelling has been replaced by a modern lightness, which is another reason why we call our product range "wall & ceiling".

We offer a wide variety of designs, surfaces, styles and panel formats for every interior decoration style, so you can add your personal touch to your favourite areas. No matter whether it is the kitchen or hall, bathroom or office, bedroom or living room, if plain and light or full of vibrant, colourful contrasts ...

There are no limits to your individual design and creativity.

CONTENT

SERVICE

Online room designer 5

Comparison between panels
and plasterboard 6

PRODUCTS

moderna urbano 8

moderna logifino 12

moderna logimo 14

ACCESSORIES

Mouldings | Moulding accessories | Installation 18

INFORMATION

Good to know 19

Scandic Pine (logifino)

ONLINE ROOM DESIGNER



You want to renovate your home? Install new laminate flooring? Design the ceiling or wall? Map and visualise the living room with the **moderna online room designer!**

IT'S THIS EASY:

- 1 Visit: **www.moderna.de/raumgestalter**
- 2 Select the respective room situation from the photo gallery.
- 3 Click on the desired flooring and/or panelling
- 4 Play with the effects of various types of wood, wood grains and colours on the floor, walls and ceiling and combine them as often as you like.



Use the **online room designer** to discover the many sides of the moderna product range and become your own room designer.

www.moderna.de/raumgestalter

COMPARISON BETWEEN PANELS AND PLASTERBOARD

Panels

- + QUICK
- + CLEAN
- + EASY
- + FAVOURABLE
- + BEAUTIFUL

Today, walls and ceilings are often plastered, papered and painted. The masonry or plasterboard serves as a substructure. The alternative of wall and ceiling design using panels remains popular. At the same time, the design of wall and ceiling panels has evolved to suit modern and individual demands.



Panels

Quick work that can be done by just one person without any problem.



Panels work steps:

Substructure

Cut to size

Installation

Installation of mouldings

Finished

In comparison with plasterboard the panels' surfaces make them more durable, more robust and easier to care for, as well as being quicker to install. The total costs are comparatively low. Moreover, thanks to its substructure, panelling provides excellent sound and thermal insulation possibilities.

Both panels and plasterboard each require a suitable substructure for installation. However, at this point panels and plasterboard differ. When panels are fitted, they are cut to size according to a laying plan and are laid directly onto the substructure. In a sequence of simple manual actions, the panels are interlocked and secured with profile clamps.

After the panels are fitted, the skirting boards and mouldings can be fitted directly – and the wall or ceiling is finished.

The new generation of wall and ceiling panels ensures stylish living. They are wonderfully versatile and can be integrated into any ambience. This is primarily due to the panels' new flexibility. They can be painted over yet still lose none of their durability. Quick and easy to install, modern design and a wide range of application possibilities. Ideal for installation of lighting and design elements.



Plasterboard

Very time-consuming and feasible only with assistance.

Plasterboard

work steps:

Substructure

Cut to size

Installation

Filling

Sanding

Possibly filling

and sanding again

Papering / painting

Installation of skirting boards / mouldings

Finished



Installing plasterboards requires more time and work:

After the substructure or battens are fixed, the plasterboard is first scored and then broken. The matching plasterboards are then secured directly onto the battens. Dirt and dust are a major disadvantage compared with panels.

Following installation, all joints are filled in order to obtain a smooth surface. Depending on the manufacturer, the oozed joint cement is sanded down after the joint sealer has dried. Depending on the desired result, filling and sanding may be necessary once again. Wall-papering and painting can then be started. The skirting boards and /or mouldings can be fitted once the walls and / or ceilings are dry.

Disadvantages of wall cladding with plasterboard are the more complex fitting and the significantly longer time required as well as the installation-related dirt. The unwieldy plasterboards also often require two pairs of hands, whereas at least short panels can be installed by just one person.

CREATIVE PANELLING FOR WALL AND CEILING

Time and space for something special! Let the powerful expression of unique wall panelling inspire you. The striking structures and modern colour tones of this collection will persuade you to do something extraordinary. They encourage creativity within your own four walls.









Wall: Bagana (urbano)



moderna urbano

moderna urbano, the perfect partner for those who prefer an urban living style. Trendy decors of white and grey and silky-matt surfaces make your home an urban sensation. These designs for walls and ceilings are made for those who prefer a trendy and interior design.



Design panel with microbevel		
Thickness	10 mm MDF	
Profile width	262 mm	
Effective width	257 mm	
Length	A: 1300 / B: 2600 mm	
Applications	All living areas (suitable for damp rooms)	
Attachment	Fixing bracket no. 2	
Content of package	A: 6 pieces (= 2.044 m ²) B: 4 pieces (= 2.725 m ²)	

moderna urbano

moderna urbano, with its 9 attractive decors, provides plenty of creative freedom for a modern, open wall and ceiling design.





White Super Matt



Passat Oak



Nordic Pine



Mistral



Bagana



Slat Wood



WALL AND CEILING PANELS REINTERPRETED

With its discreet style and neutral look, moderna logifino is the ideal living space companion. Not only is it a stand-out feature on ceilings in living rooms and bedrooms, it also acts as a stylish wall panelling, for skylights or for staircases.











Wall: Cracked Oak light (logifino)

moderna logifino

This range with rounded panel edges combines elegance and quality. moderna logifino is the bestseller for almost all room scenarios: coming in four lengths for versatile installation configurations and attractive decors with high-quality foils.



Decorative panel with V-groove		
Thickness	10 mm MDF	
Profile width	190 mm	
Effective width	185 mm	
Length	A: 1300/B: 2200 C: 2600/D: 3200 mm	
Applications	All living areas (suitable for damp rooms)	
Attachment	Fixing bracket no. 2	
Content of package	A: 8 pieces (= 1.976 m ²) B: 5 pieces (= 2.090 m ²) C: 5 pieces (= 2.470 m ²) D: 4 pieces (= 2.432 m ²)	

WALL AND CEILING PANELS REINTERPRETED

This collection's panels have an elegant appearance and provide the ideal backdrop for your classic pieces of furniture. Modern furnishings appear in a naturally relaxed setting in the right light. The panelling creates a bright, inviting, friendly atmosphere and fits in with any interior decoration style.











Beluga White (logimo)

moderna logimo

Set a sophisticated scene: moderna logimo is the short panel in ceiling and wall format that provides a large-scale appearance when installed. A modern look enhanced with rounded panel edges.



Design panel with V-groove		
Thickness	10 mm MDF	
Profile width	262 mm	
Effective width	257 mm	
Length	1300 mm	
Applications	All living areas (suitable for damp rooms)	
Attachment	Fixing bracket no. 2	
Content of package	6 pieces (= 2.044 m ²)	

OVERVIEW OF DECORS

 moderna **logifino** /  moderna **logimo**





Sand Pine
logimo · logifino



Velvet Ash
logimo · logifino



Noble Chestnut
logimo · logifino



ACCESSORIES

MOULDINGS



Cover moulding 19/40* Length: 2.700 mm




Ceiling edging 16/35* Length: 2.700 mm



Cover moulding 8/25* Length: 2.700 mm



Scotia moulding 25/25 Length: 2.700 mm



Quarter round 14/14* Length: 2.700 mm



Hinged moulding strip 28/28*
Length: 2.700 mm



Corner moulding 28/28 Length: 2.700 mm



Corner moulding 22/42* Length: 2.700 mm



Interior and exterior corners for cover moulding 19/40
Colours: Gold, Silber, Ahorn, Buche, Weiß

*Moulding only available in selected decors

INSTALLATION

ADDITIONAL ACCESSORIES



moderna brackets no. 2
250 pcs. / box



moderna fixing brackets for cover strip
50 pcs. / box (incl. screws)



moderna screws
250 pcs. / box

GOOD TO KNOW

SURFACES



Decorative film

The classic surface. Tried and tested. Perfect finishes and surfaces that are never out of style.



3D-surfaces

The three-dimensional effects give every room an exceptionally unique character.



High-gloss surface

These highly expressive patterns are the latest trend. They reflect light playfully, render colour brilliantly and lend an irresistible character to any room.



ALKORCELL®-surfaces

Resistant to scratching, impact and wear, these surfaces offer impressive high quality. The attractive patterns achieve particularly exclusive effects.



Satin matt surface

Due to a special surface treatment, these patterns convey the feeling of touching nature itself. The satin matt surface gives your panelling a unique, natural look. With no distracting reflections or artificial effects, it is pleasantly low-key, but still catches your attention.

CHARACTERISTICS



Suitable for use in damp rooms

moderna panelling can be used in damp areas such as bathrooms. However, it should not be used in areas where water is sprayed or splashed.



Washable

moderna panelling is very easy to maintain. The surface can be cleaned quickly and easily with a moist cloth.



Heat resistant

moderna panelling is heat resistant up to 100°C. The installation and ongoing operation of recessed lighting poses no problems.



Colourfast

moderna panelling does not fade due to exposure to sunlight (tested in accordance with DIN 438.2).

ENVIRONMENTAL CHARACTERISTICS



We want to take direct action to protect our environment, so all of the base materials used in moderna panelling come from sustainable forestry, on request PEFC labelled.



Emission class E1

Only wood materials with low formaldehyde emissions are used.

JOINT TYPES



Decor panelling with V-groove

logimo, **logifino** The classic look for a calm and smooth effect or deliberately structured applications.



Design panelling with micro-joint

urbano Modern look with an attractive micro-bevel.



09/2019 - Subject to modifications and amendments. Colour deviations are possible for printing reasons.09

 moderna

moderna GmbH & Co. KG
Zum Walde 21
59602 Rùthen-Meiste · GERMANY
Phone: +49 29 52 4170-330
Fax: +49 29 52 816-95-330
info@moderna.de

moderna **laminat**
moderna **vinyl**
moderna **parquet**
moderna **staircase**
moderna **wall & ceiling**

www.moderna.de

