

moderna staircase

Say "yes"
to moderna
scala

THE STAIR SYSTEM FOR RENOVATION AND NEW BUILDINGS

This is how your favourite places look like ...





Comfortable, easy to care for and at the same time extremely fancy – that's your new staircase with the potential to make it your favourite feature.

A staircase is not only a focal point of every home and an important link between the individual living areas, it is often a companion for life. And as such it will be on the receiving end of everything from a bride's high-heels to scratches from kids' toy cars to the walking sticks of older family members.

The start of a new phase in your life is precisely the time when you'll probably want or need to modernise and change the rooms in your home.

Whether you're nest-building for your family or you just want to give a new and modern look to an old staircase in an old building, our moderna scala staircase system will give a whole new lease of life to your staircase.


Suitable for many different types of stairs, moderna scala offers you a quick, clean, simple and reasonably-priced solution, along with the possibility of integrating your stairs seamlessly into your living ambience thanks to floors that match the decor.

Make the staircase and floor the new favourite feature of your living space and the visual and functional highlight of your home: with the moderna scala stair system - do it yourself, without special tools, without creating a major building site.

moderna scala – an all-in-one solution

A system for all staircases in both old and new buildings

New building



Before

Measure up and get started – it's that simple to install the moderna scala staircase system, which will in no time transform a staircase carcass into an attractive and functional focal point of your living space.



Afterwards

Completely harmonious and with no visible or tangible transitions, the new staircase connects the various living areas to each other as a central element.

Whether you want to give a new, modern look to a staircase in an old building or add an attractive and durable covering to a staircase in a new building – moderna scala provides just the right solution for your needs, along with a floor to match the decor so as to provide a seamless transition to the living space and create a real highlight. The system includes components for straight, spiral and open staircases with or without a landing.

Renovation



Before

Hardly any other part of your home is used as often and as intensively as the stairs. Many years of intensive use leave both aesthetic and physical traces that will at some point make modernisation a matter of urgency.



Afterwards

The moderna scala staircase system makes staircase modernisation child's play. Quick and easy to install, the new staircase will give the entire living space a fresh new look.

moderna scala – the advantages

The moderna scala stair system offers you everything that you would expect from a contemporary staircase. See for yourself the functional and visual advantages of a unique stair system.



Easy and clean to install

Without creating a major building site and without much dust and dirt, moderna scala can be installed in no time at all.



Hard-wearing

Over time, a staircase is subjected to a lot of wear and tear. Shoes, dirt, pets' paws – these are precisely the things that moderna scala was designed to cope with, and it offers crucial advantages over carpets and real wood.



Low maintenance

Our moderna scala stair cover is particularly resilient and is easy to clean without using special cleaners and stain removers, leaving you more time to enjoy the important things in life.




Flush landing

Especially safe thanks to seamless terminations without trip hazards. For this, the laminate is simply clicked into the moderna scala landing step.



A harmonious sense of space

Everything from a single source means that everything's particularly harmonious – thanks to our floor coverings that match the decor as the perfect complement to your new stairs.



Slip-resistant and skid-proof

Safety has top priority for us. That's why our stair cover has a very anti-slip surface (R9) that can be walked on with no problems even in socks and wet shoes.



laminate
for staircase
and floor

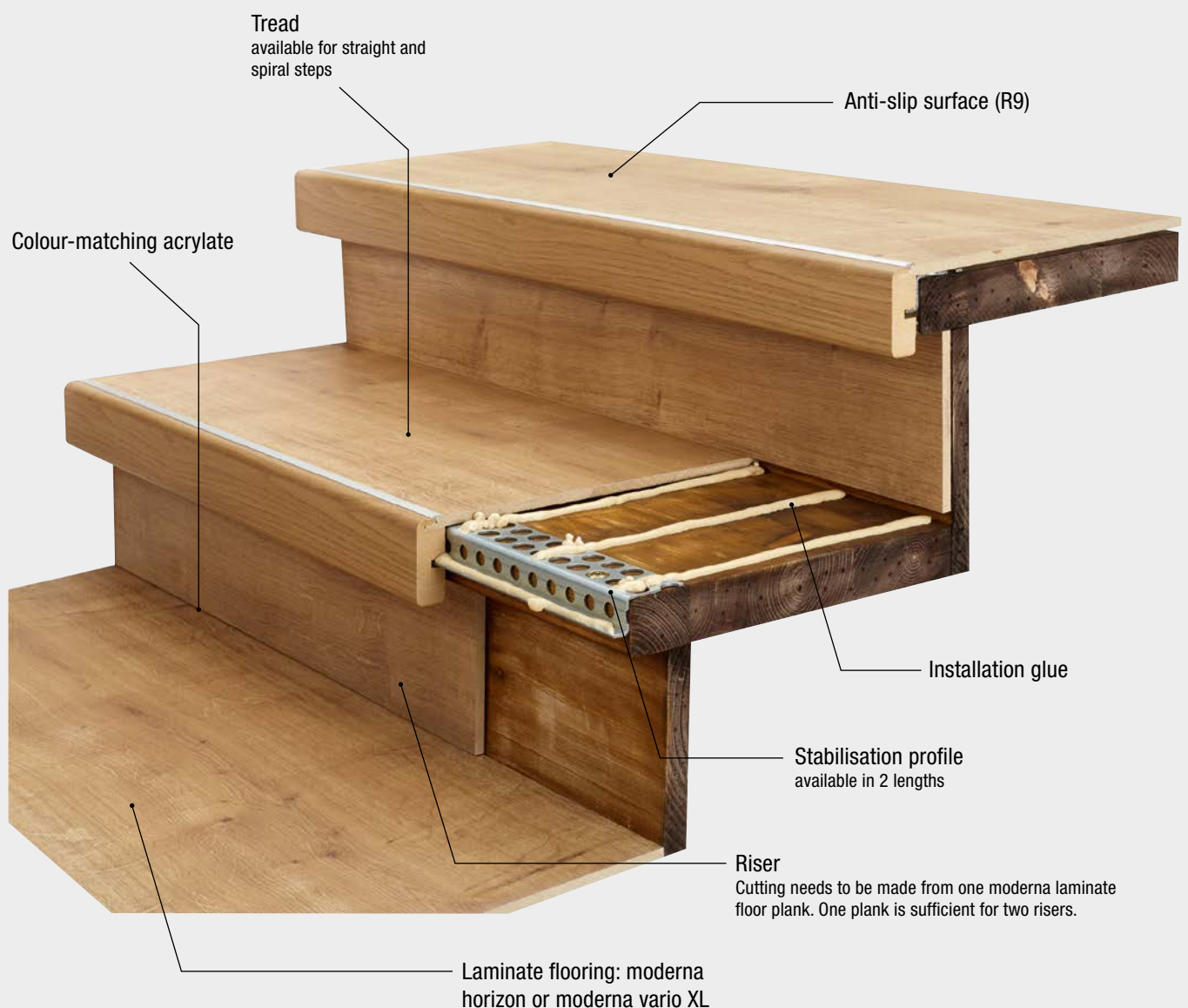
moderna scala – an all-in-one solution

The complete solution for your floor and staircase

Just do it yourself

- ✓ Suitable for heavily used living areas and commercial areas with moderate use
- ✓ Laminate floor that matches the decor for all stair covers
- ✓ Slip-resistant even in socks, wet shoes or smooth soles

Do it yourself at a favourable price – no problem with the moderna scala stair system. Specially designed by specialist craftsmen, moderna scala is a well thought-out modular system with tailor-made solutions for every requirement. High-quality components have been specially harmonised and allow for simple and safe laying without requiring any specialist tools or knowledge.



For landings please use the moderna scala stair head.

Surfaces and decors

Entirely classic, timelessly modern, refined or especially cosy. Our aim is for moderna scala to integrate it perfectly into any living ambience and to smoothly emphasise the style in question. Our customers can therefore choose between various decors that can harmoniously complement each other with the matching floor coverings.



Kaja Oak



Suna Oak



Elmo Oak

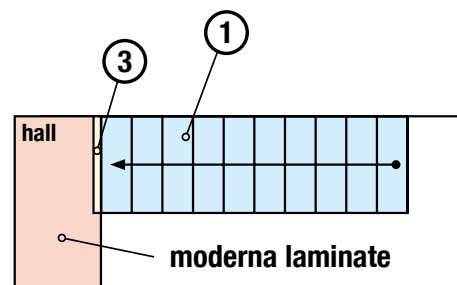


Slate Nature

Staircase renovation checklist

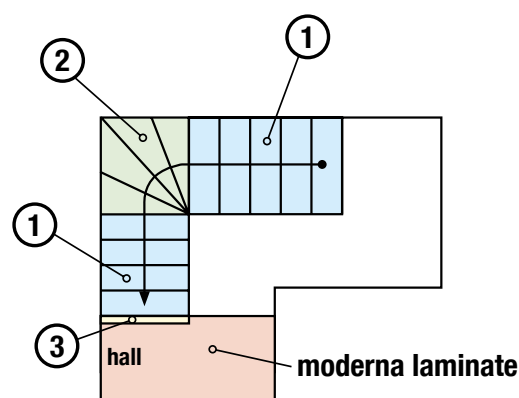
To quickly make your wish for a new moderna scala staircase a reality, just work through our short checklist for efficient, reliable and uncomplicated planning and realisation.

A. The first step is to determine the kind of staircase in your home. Is it straight or spiral? With or without landings? The drawings on the right will help you make this decision.



single run stair

B. You have determined the type of staircase? The numbers on the drawings will then explain to you exactly which materials you require for your staircase renovation. For quick and reliable identification, you will also find the numbers on the moderna scala packages.

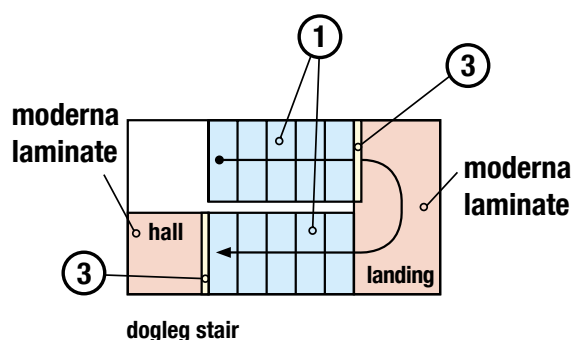


single run quarter-turn stair

C. Before purchasing the materials, work out how many packages of which material you will need. All package contents are precisely described and numbered on page 11 of this brochure. Above all, pay attention to the dimensions of your staircase!

D. After you have decided on the exact materials, also think about the right accessories such as adhesive or silicone to match the decor. All accessories can be found on page 12 of this brochure. Please also pay attention to the matching insulating underlay under the required laminate floor in the landing or hallway area. This should have a compressive strength of at least 10 kPa. If you have any questions about this, please ask one of our specialist consultants.

E. You can now buy the material and start your installation. Detailed installation instructions are enclosed with the moderna scala material packages. Please keep them in a safe place.



dogleg stair

→ running direction

Package contents

All packages stocked by your specialist dealer are identified by a number (1, 2 or 3). After you have taken the measurements and counted the number of steps on your stairs, use the package contents to calculate the materials you need for your staircase. See below for an overview of what the various packages contain. Please do not forget the accessories when making your calculations and purchasing the materials (description on the next page).

Package 1



moderna scala tread pack 1150 mm for straight steps

Content: 2 treads

Dimension: 1150 x 326 x 60 mm



Package 2



moderna scala tread pack 1450 for spiral steps

Content: 2 treads and 1 tread extension with UNICLIC-system

Dimension tread: 1450 x 326 x 60 mm

Dimension tread extension: 1287 x 320 x 8 mm



Package 3



moderna scala stair head 1280 mm with UNICLIC

Content: 1 stair head

Dimension: 1280 x 119 x 60 mm



Package 4



moderna laminate flooring

Content: 6 planks (2.533 m²/Pck.)

Dimension: 1287 x 328 x 8 mm



On request also treads in 2600mm length available.

Accessories

The following accessory material was designed specifically for the moderna scala staircase system and the matching moderna laminate flooring and is the perfect complement to the system.



Stabilisation profile and mounting set

Stabilisation profile to balance badly worn steps. The corresponding mounting set is matched with the holes of the stabilisation profile.

Dimension stabilisation profile: 45 x 23 x 830/1250 mm

Content mounting set: 50 rosettes/screws



moderna installation glue


1K installation glue on the basis of MS-polymer

Content: 290 ml (cartridge)



Side panel and corner fillet (solid wood)

to cover lateral open stairs



Corner template

Aid for correct measuring of the steps



Decorative skirting AFL60

Decor foil 19 x 60 x 2700 mm
(available in white or identical colour)



moderna installation set

Content: 1x tapping block; 1x heel bar; 40x plastic wedges



Premiumfloor

The sophisticated one for ideal footfall and impact sound reduction.

Thermal resistance: 0.046 m²/KW; compressive strength: 70 kPa; room noise: 30 %; footfall noise: 19 dB

Format: 1250 x 100 x 2 mm

Content: 12.5 m²



Alutape

Alu coated PET tape for vapour tight taping seams of underlay

Content: 0.5 x 50 m

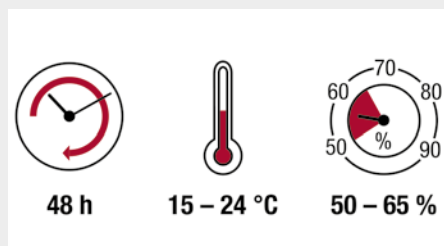


lamine
for staircase
and floor

Easy and clean to install

Here we have put together a summary of the most important installation steps and the tools required. You can find detailed installation instructions in every material package as well as online at www.moderna.de/staircases.

Installation



Acclimatisation of the materials:
48h at 15-24°C at an average humidity of 50-65 %. Position the packages in the centre of the room.



Screw the tread and riser to each other to reduce stair creaking. 3 to 5 fixings are recommended.



A stabilisation profile is added to the stair edge if the original steps are badly worn.



Measure the step size using a tape measure or rule, apply the measurement to the step element and then saw it to size.




Measure the riser using a tread sample. Apply the sizes to the riser element and then saw it to size.



Apply fixing adhesive parallel to the direction of movement.



Apply fixing adhesive generously onto the inside of the step element's front edge.



Apply adhesive to the riser after fitting the tread.



Apply fixing adhesive onto the riser.



Bond in the riser.



Assembly of the landing step.



The staircase is sealed with the correct silicone following installation.

moderna stair edge profiles

Besides the moderna scala complete solution, moderna offers you even more possibilities for designing your staircase. All options are open to you with laminate, vinyl, parquet or the innovative floor covering moderna soleon.



Alu screw-in stair profile for parquet flooring

Colours: silver and stainless steel

Dimension: 50 x 27 x 1000/2700 mm

to be used for floorings from 7 to 16 mm thickness



Alu screw-in stair profile for vinyl flooring

Colours: silver and stainless steel

Dimension: 42 x 21 x 1000/2700 mm

to be used for floorings from 4 to 9 mm thickness



Alu screw-in stair profile for laminate flooring

Colours: silver and stainless steel

Dimension: 50 x 27 x 1000/2700 mm

to be used for floorings from 7 to 16 mm thickness



09/2019 - Subject to errors and changes. Colour deviations are technically inevitable for reasons of printing.

 moderna

moderna GmbH & Co. KG
 Zum Walde 21
 59602 Rùthen-Meiste · GERMANY
 Phone: +49 29 52 4170-330
 Fax: +49 29 52 816-95-330
 info@moderna.de

moderna **laminat**
 moderna **vinyl**
 moderna **parquet**
 moderna **staircase**
 moderna **wall & ceiling**

www.moderna.de

