

# moderna<sup>®</sup> wall & ceiling

DESIGN & FUNCTION  
PANELS REINTERPRETED





*Mistral (urbano)*

- Modern decors
- Large selection of articles
- Matching mouldings for all decors
- Various design options
- Easy installation
- Easy care
- Environmentally friendly production

Thanks to a wide variety of fashionable decors, yesterday's dark wood panelling has become today's contemporary design product for walls and ceilings. Our designs will show you that the dusty image of panelling has been replaced by a modern lightness, which is another reason why we call our product range "wall & ceiling".

We offer a wide variety of designs, surfaces, styles and panel formats for every interior decoration style, so you can add your personal touch to your favourite spaces. No matter whether it is the kitchen or hall, bathroom or office, bedroom or living room, be it plain and light or full of vibrant, colourful contrasts...

There are no limits to your individual design and creativity.



# CONTENTS

## SERVICE

Online room designer	5
Comparison between panels and plasterboard	6

## PRODUCTS

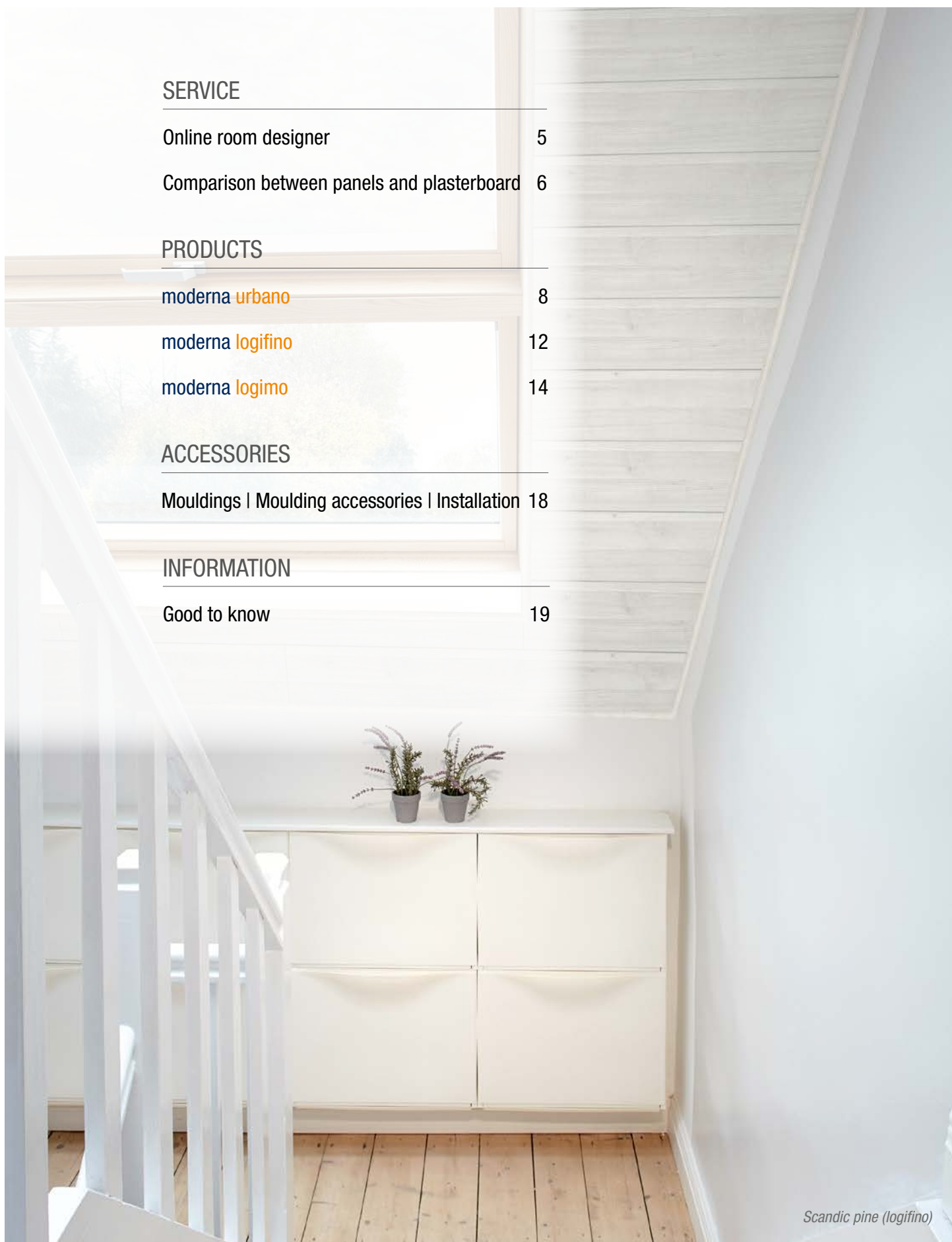
moderna urbano	8
moderna logifino	12
moderna logimo	14

## ACCESSORIES

Mouldings   Moulding accessories   Installation	18
---	----

## INFORMATION

Good to know	19
--------------	----



Scandic pine (logifino)

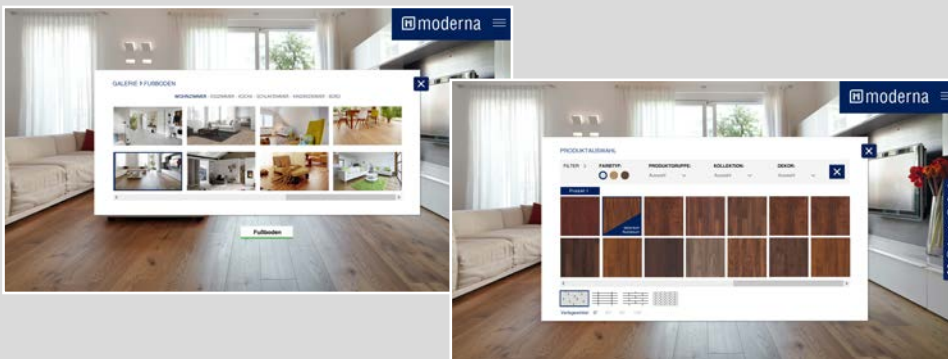
# ONLINE ROOM DESIGNER



Would you like to renovate your home? Install new laminate flooring? Redesign the ceiling or create a modern accent wall with panels? Map and visualise the living room with the **moderna online room designer!**

## IT'S THIS EASY:

- 1 Visit:  
**[www.moderna.de/en/raumgestalter](http://www.moderna.de/en/raumgestalter)**
- 2 Select the respective room layout from the photo gallery.
- 3 Click on the desired flooring and/or panels in the product overview.
- 4 Play with the effects of various types of wood, decors and colours on the floor, walls and ceiling and combine them as often as you like.



Use the **online room designer** to discover the many sides of the moderna product range and become your own room designer.

[www.moderna.de/en/raumgestalter](http://www.moderna.de/en/raumgestalter)

# COMPARISON BETWEEN PANELS AND PLASTERBOARD

## Panels

- + QUICK
- + CLEAN
- + EASY
- + AFFORDABLE
- + BEAUTIFUL

Today, walls and ceilings are often plastered, papered and painted. The masonry or plasterboard serves as a substructure. The alternative of wall and ceiling design using panels remains popular. At the same time, the design of wall and ceiling panels has evolved to suit modern and individual demands.



### Panels

Quick work that can be completed by just one person without any problem.



## Work steps

### Panels:

Substructure

Cutting to size

Installation

Installation of mouldings

Finished

In comparison with plasterboard, the panels' surfaces make them more durable, more robust and easier to maintain, as well as being quicker to install. The total costs are comparatively low. Moreover, thanks to their substructure, panels provide excellent sound and thermal insulation options

Both panels and plasterboard require a suitable substructure for installation. However, this is where panels and plasterboard differ. When panels are fitted, they are cut to size according to a laying plan and are laid directly onto the substructure. In a sequence of simple manual actions, the panels are interlocked and secured with profile clamps.

After the panels are fitted, the skirting boards and mouldings can be fitted directly – and the wall or ceiling is finished.



The new generation of wall and ceiling panels ensures stylish living. They are wonderfully versatile and can be integrated into any ambience. This is primarily due to the panels' new flexibility. They can be painted over yet still lose none of their durability. Panels are quick and easy to install, come in modern designs and offer a wide range of possible applications. Ideal for installation of lighting and design elements.



## Plasterboard

Very time-consuming and feasible only with assistance.

### Work steps

#### Plasterboard:

Substructure

Cutting to size

Installation

Filling

Sanding

Potentially filling and sanding again

Wallpapering/  
painting

Installation of mouldings

Finished



### Installing plasterboards requires more time and work:

After the substructure or battens are fixed, the plasterboard is first scored and then broken. The matching plasterboards are then secured directly onto the battens. Dirt and dust are a major disadvantage compared with panels. Following installation, all joints are filled in order to obtain a smooth surface. Depending on the manufacturer, the oozed joint cement is sanded down after the joint sealer has dried. Depending on the desired result, filling and sanding may be necessary once again. Wallpapering and painting can then begin. The skirting boards and/or mouldings can be fitted once the walls and/or ceilings are dry.

Disadvantages of wall cladding with plasterboard are the more complex fitting and significantly longer time required, as well as the installation-related mess. The unwieldy plasterboards also often require two pairs of hands, whereas short panels can be installed by just one person.

# CREATIVE WALL AND CEILING PANELS

Create time and space for something special! Let the powerful expression of unique wall panels inspire you. The striking structures and modern colour tones of this collection will persuade you to do something extraordinary. They encourage creativity within your own four walls.



Wall: Bagana (urbano)










## moderna<sup>®</sup>urbano

moderna urbano, the perfect partner for those who prefer an urban living style. Trendy decors of white and grey and silk-matt surfaces make your home an urban sensation. These designs for walls and ceilings are made for those who prefer a trendy interior design.



Design panel with micro-bevel		
Thickness	10 mm MDF	
Profile width	262 mm	
Effective width	257 mm	
Lengths	A: 1300 / B: 2600 mm	
Areas of application	All living areas (suitable for humid rooms)	
Fixing	Fixing bracket no. 2	
Contents	A: 6 pcs. (= 2.044 m <sup>2</sup> ) B: 4 pcs. (= 2.725 m <sup>2</sup> )	

# moderna<sup>®</sup>urbano

moderna urbano, with its nine attractive decors, provides plenty of creative freedom for a modern, open wall and ceiling design.





Super matt white



Passat oak



Nordic pine



Mistral



Bagana



Slat wood





# WALL AND CEILING PANELS

With its discreet style and neutral look, moderna logifino is the ideal addition to your living space. Not only is it a stand-out feature on ceilings in living rooms and bedrooms, it also acts as a stylish wall panelling for skylights or for staircases.






Wall: Light cracked oak (logifino)

## moderna® logifino

This range with rounded panel edges combines elegance and quality. moderna logifino is the bestseller for almost all room scenarios, coming in four lengths for versatile installation configurations and attractive decors with high-quality decorative films.



Decorative panel with rounded joint	
Thickness	10 mm MDF
Profile width	190 mm
Effective width	185 mm
Lengths	A: 1300/B: 2200 C: 2600/D: 3200 mm
Areas of application	All living areas (suitable for humid rooms)
Fixing	Fixing bracket no. 2
Contents	A: 8 pcs. (= 1.976 m <sup>2</sup> ) B: 5 pcs. (= 2.090 m <sup>2</sup> ) C: 5 pcs. (= 2.470 m <sup>2</sup> ) D: 4 pcs. (= 2.432 m <sup>2</sup> )





# WALL AND CEILING PANELS

This collection's panels have an elegant appearance and provide the ideal backdrop for your classic pieces of furniture. Modern furnishings appear in a naturally relaxed setting in the right light. The panels create a bright, inviting and friendly atmosphere and fit in with any interior decoration style.












*Beluga white (logimo)*

## moderna® logimo

Set a sophisticated scene: moderna logimo is the short panel in a ceiling and wall format that provides a large-scale appearance when installed. The modern look is enhanced with rounded panel edges.



Decorative panel with rounded joint		
Thickness	10 mm MDF	
Profile width	262 mm	
Effective width	257 mm	
Lengths	1300 mm	
Areas of application	All living areas (suitable for humid rooms)	
Fixing	Fixing bracket no. 2	
Contents	6 pcs. (= 2.044 m²)	100°C

# OVERVIEW OF DECORS

 moderna® **logifino** /  moderna® **logimo**





Sand pine ·  
logimo · logifino



Velvet ash  
logimo · logifino



White cracked oak  
logimo · logifino



Grey ash  
logimo · logifino



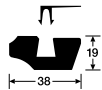


# ACCESSORIES

## MOULDINGS




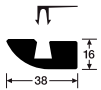
**Clip-on cover moulding ADL 19/38\*** Length: 2,380 mm



\* Decors: White ash, Pure white, Common maple



**Clip-on end moulding ASL 16/38** Length: 2,380 mm



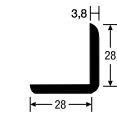
**Cover moulding DL 6/25** Length: 2,380 mm



**Scotia moulding HKL 22/22** Length: 2,380 mm



**Corner moulding WKL 28/28** Length: 2,380 mm



# INSTALLATION

## FURTHER ACCESSORIES



**moderna brackets no. 2**  
250 pcs. / box



**moderna panel moulding clip**  
(for ADL/ ASL)  
50 pcs. / box (incl. screws)



**moderna screws**  
(for claw fitments 3.0 x 20 mm)  
250 pcs. / box

# PRODUCT FEATURES

## SURFACES



### Decorative film

The classic surface. Tried and tested. Perfect finishes and surfaces that never go out of style.



### 3D surfaces

The three-dimensional effects give every room an exceptionally unique character.



### High-gloss surface

These highly expressive decors are the latest trend. They playfully reflect light, offer brilliant colour reproduction and lend an irresistible character to any room.



### ALKORCELL®-surface

Resistant to scratching, impact and abrasion, this surface offers impressively high quality. The attractive decor achieves particularly exclusive effects.



### Silk-matt surface

Thanks to a special surface treatment, these decors convey the feeling of being directly in touch with nature itself.

The silk-matt surface gives your panels a unique, natural look. With no distracting reflections or artificial effects, it is pleasantly low-key, but still catches the eye.

## PROPERTIES



### Suitable for use in humid rooms

moderna panels can be used in humid rooms, such as bathrooms. However, it should not be used in areas where water is sprayed or splashed.



### Washable

moderna panels are very easy to maintain. The surface can be cleaned quickly and easily with a damp cloth.



### Heat resistant

moderna panels are heat resistant up to 100°C. The installation and ongoing operation of recessed lighting poses no problems.



### Colour-fast

moderna panels do not fade when exposed to sunlight (tested in accordance with DIN 438.2).

## ENVIRONMENT



We want to take direct action to protect our environment, so all the base materials used in moderna panels are sourced from sustainable forestry, also PEFC-certified on request.



### Emissions class E1

Only wooden materials with low formaldehyde content are used.

## JOINT TYPES



**Decorative panel with rounded joint**  
**logimo, logifino** The classic look for a calm and smooth effect or deliberately structured applications.



**Design panel with micro-bevel**  
**urbano** Modern look with an attractive micro-bevel.



10/2020 - We reserve the right to make changes. No responsibility is assumed for errors. Colour deviations are possible for printing reasons.

 moderna®

moderna GmbH & Co. KG  
 Zum Walde 21  
 59602 Rùthen-Meiste · GERMANY  
 Phone: +49 29 52 4170-330  
 Fax: +49 29 52 816-95-330  
 info@moderna.de

moderna laminate flooring  
 moderna design flooring  
 moderna vinyl flooring  
 moderna parquet flooring  
 moderna staircase  
 moderna wall & ceiling

www.moderna.de

