

moderna® staircase

Say "I do"
to a
moderna scala
staircase

THE LAMINATE STAIR COVERING FOR RENOVATIONS AND NEW BUILDINGS

This is what your favourite places look



k like...



Comfortable, easy to maintain and elegant – your new staircase has what it takes to become your favourite place in the home.

A staircase is not only a focal point of every home and an important link between the individual living areas; it is often a companion for life. And, as such, it will be on the receiving end of everything from a bride's high heels, to scratches from kids' toy cars and the walking sticks of older family members.

The start of a new phase in your life is precisely the time when you might want or need to modernise and redesign the rooms in your home. Whether you're nest-building for your family, or you just want to give a new and modern look to an old staircase in an old building, our moderna scala staircase system will give a brand new lease of life to your staircase.


Suitable for many different types of stairs, moderna scala offers you a quick, clean, simple and reasonably-priced solution, along with the option to integrate your stairs seamlessly into your living ambience, thanks matching floors and decor.

Make the staircase and floor the new favourite feature of your living space and the visual and functional highlight of your home: with the moderna scala stair system you can do it yourself, without special tools and without turning your home into a building site.

moderna **scala** – an all-in-one solution

A system for all staircases in both old and new buildings

New buildings



Before

Measure up and get started – that's how simple it is to install the moderna scala staircase system, which will transform a staircase carcass into the attractive and functional focal point of your living space in no time.



Afterwards

Completely harmonious and with no visible or tangible transitions, the new staircase serves as a central element to connect the various living areas to one another.

Whether you want to give a new, modern look to a staircase in an old building or add an attractive and durable covering to a staircase in a new building – moderna scala provides just the right solution for your needs, along with a floor to match the decor to provide a seamless transition to the living space and create a real visual highlight. The system includes components for straight, spiral and open staircases, with or without a landing.

Renovation



Before

Hardly any other part of your home is used as often and as intensively as the stairs. Many years of intensive use leave both aesthetic and physical traces that will at some point make modernisation a matter of urgency.



Afterwards

The moderna scala staircase system makes staircase modernisation as easy as child's play. Quick and easy to install, the new staircase will give the entire living space a fresh new look.

moderna scala – The advantages

The moderna scala stair system offers you everything that you would expect from a contemporary staircase. Discover the functional and visual advantages of a unique stair system for yourself.



Just do it yourself

moderna scala can be installed in no time at all, without creating a major building site and without much dust and dirt.



Durable

Over time, a staircase is subjected to a lot of wear and tear. Shoes, dirt, pets' paws – these are precisely the things that moderna scala was designed to cope with, and it offers crucial advantages over carpets and real wood.



Easy to maintain

Our moderna scala stair cover is particularly resilient and is easy to clean without special cleaners and stain removers, leaving you more time to enjoy the important things in life.




Flush landing

Extremely safe, thanks to seamless ends without trip hazards. For this, the laminate flooring is simply clicked into the moderna scala landing step.



A harmonious sense of space

Everything from a single source enables an exceptionally harmonious space – thanks to our floor coverings with matching decors, as the perfect complement to your new stairs.



Anti-slip and skid-proof

Safety is a top priority for us. That's why our stair cover has an anti-slip surface (R9) that can be walked on with no problems, even in socks and wet shoes.



laminate flooring
for staircases
and floors

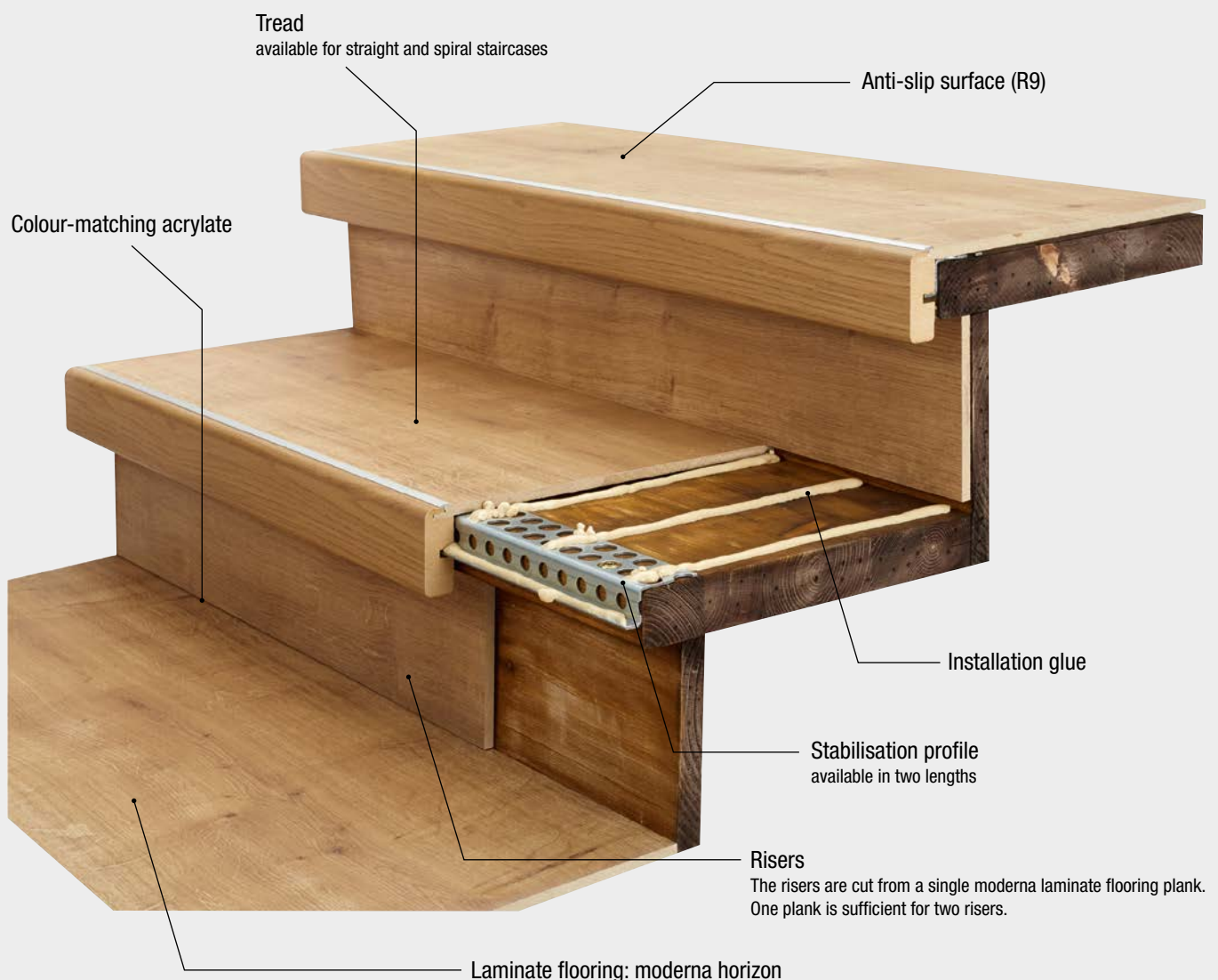
moderna scala – an all-in-one solution

The complete solution for your floor and staircase.

Just do it yourself

- ✓ Suitable for heavily used living areas and commercial areas with moderate use
- ✓ Laminate flooring that matches the decor for all stair covers
- ✓ Slip-resistant, even in socks, wet shoes or smooth soles

Do it yourself at an affordable price – no problem with the moderna scala stair system. Specially designed by specialist craftsmen, moderna scala is a well thought-out modular system with tailor-made solutions for every requirement. High-quality components have been specially harmonised and allow for simple and safe laying without any specialist tools or knowledge.



For landings, please use the moderna scala stair head.

Surfaces and decors

Classic, timelessly modern, sophisticated or cosy. Our aim is for moderna scala to integrate perfectly into any living ambience and to skilfully complement the respective style. Our customers can therefore choose between various decors, which can be harmoniously combined with the matching floor coverings.



Fenya oak



Talida oak



Dona oak



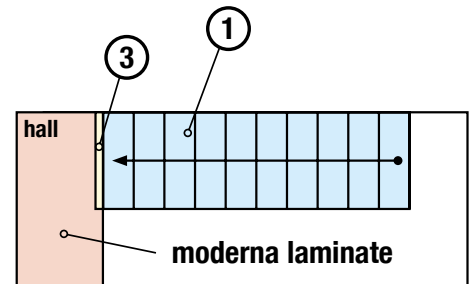
Baldo oak

Staircase renovation checklist

To quickly make your dream of a new moderna scala staircase a reality, just work through our short checklist for efficient, reliable and simple planning and realisation.

A.

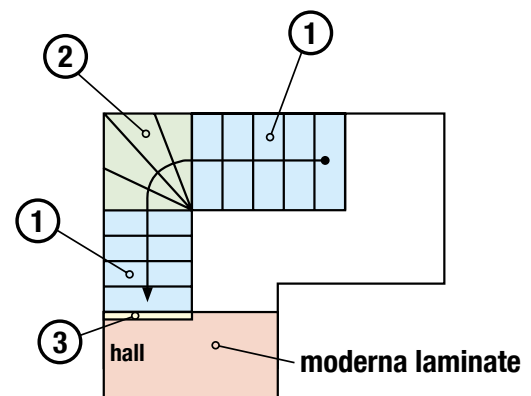
The first step is to determine the kind of staircase in your home. Is it straight or spiral? With or without landings? The drawings on the right will help you do so.



single run stair

B.

Have you determined the type of staircase? The numbers on the drawings will then explain to you exactly which materials you require for your staircase renovation. For quick and reliable identification, you will also find the numbers on the moderna scala packages.



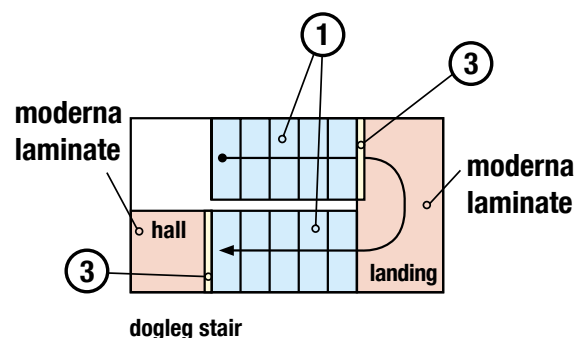
single run quarter-turn stair

C.

Before purchasing the materials, work out how many packages of each material you will need. All package contents are precisely described and numbered on page 11 of this brochure. Most importantly, pay attention to the dimensions of your staircase!

D.

After you have decided on the exact materials, you should also think about the right accessories, such as adhesive or silicone to match the decor. All accessories can be found on page 12 of this brochure. Please also pay attention to the matching insulating underlay under the required laminate floor in the landing or hallway area. This should have a compressive strength of at least 10 kPa. If you have any questions about this, please ask a specialist consultant.



dogleg stair

→ running direction

E.

You can now buy the material and start your installation. Detailed installation instructions are enclosed with the moderna scala material packages. Please keep them in a safe place.

Package contents

All packages stocked by your specialist retailer are identified by a number (1, 2 or 3). After you have taken the measurements and counted the number of steps on your stairs, use the package contents to calculate the materials you need for your staircase. See below for an overview of what the various packages contain. Please do not forget the accessories when making your calculations and purchasing the materials (description on the next page).

Package 1



moderna scala tread pack 1150 mm for straight steps

Contents: 2 treads

Dimensions: 1150 x 326 x 60 mm



Package 2



moderna scala tread pack 1450 for spiral steps

Contents: Treads plus tread extension with MULTICLIC connection system

Tread dimensions: 1450 x 326 x 60 mm

Tread extension dimensions: 1287 x 320 x 8 mm



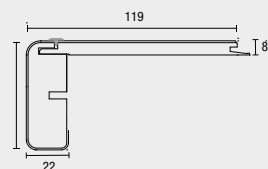
Package 3



moderna scala stair head 1280 mm with MULTICLIC connection system

Contents: 1 stair head

Dimensions: 1280 x 119 x 60 mm



Package 4



moderna laminate flooring (horizon)

Contents: 6 planks (2.535 m²/pack)

Dimensions: 1288 x 328 x 8 mm



Accessories

The following accessory material was designed specifically to complement the moderna scala staircase system and the matching moderna laminate flooring.



Stabilisation profile and mounting set

Stabilisation profile to balance badly worn steps. The corresponding mounting set is matched with the holes of the stabilisation profile.

Stabilisation profile dimensions: 45 x 23 x 830/1250 mm

Contents of mounting set: 50 rosettes/screws



moderna installation glue

1K installation glue based on MS polymers

Contents: 290 ml (cartridge)



Side panel (solid wood) and corner moulding

Side panel to cover open treads. Corner moulding to cover lateral open stairs.



Decorative skirting board ASL60 (available in white or identical colour)

Decorative film 19 x 60 x 2700 mm



moderna installation set

Contents: 1x tapping block; 1x tension rod; 40x fitting wedges



moderna joint sealant

(acrylic) matching the decor



moderna Premiumfloor

The sophisticated insulating underlay for ideal footfall and impact sound reduction.

Thermal resistance: 0.046 m²/KW; Compressive strength: 70 kPa; Walking noise reduction: 30%; Footfall noise reduction by 19 dB

Format: 1250 x 100 x 2 mm

Contents: 12.5 m²



moderna alu-tape

Aluminium-coated PET tape for vapour-tight taping of insulating underlay

Contents: 0.5 x 50 m

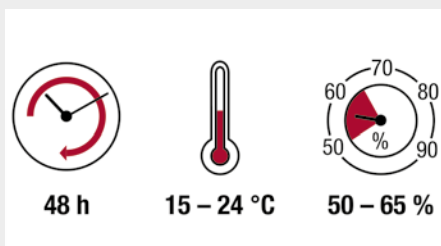
A man and a woman are smiling and taking a selfie on a staircase. The man is holding a smartphone, and the woman is giving a thumbs up. The staircase has light-colored wooden treads and white balusters. The background is a bright, airy space.

laminare flooring
for staircases
and floors

Easy and clean to install

Here we have compiled a summary of the most important installation steps and the required tools. You can find detailed installation instructions in every material package, as well as online at www.moderna.de/en/treppe/.

Installation



Acclimatisation of the materials:
48h at 15–24°C at an average humidity of 50–65%.
Place the packages in the centre of the room.



Screw the tread and riser to each other to reduce stair creaking.
3 to 5 fixings are recommended.



A stabilisation profile is added to the stair edge if the original steps are badly worn.



Measure the step size using a tape measure or rule, apply the measurement to the step element and then saw it to size.




Measure the riser using a tread sample. Apply the sizes to the riser element and then saw it to size.



Apply fixing adhesive parallel to the direction of movement.



Apply fixing adhesive generously onto the inside of the step element's front edge.



Apply adhesive to the tread and fit it accordingly.



Apply adhesive to the riser.



Gluing on the riser.



Assembly of the landing step.



The staircase is sealed with the appropriate acrylate following installation.

moderna stair edge profiles

Besides the moderna scala complete solution, moderna offers you even more possibilities for designing your staircase. With laminate, vinyl, parquet flooring or the innovative floor covering moderna soleon, the possibilities are endless.



Aluminium screw-in stair profile (for parquet flooring)

Colours: Silver, titanium

Dimensions: 26 x 27 x 1000/3000 mm

to be used for floorings from 7 to 16 mm thickness



Aluminium screw-in stair profile (for vinyl flooring)

Colours: Silver, titanium

Dimensions: 20 x 24 x 1000/3000 mm

to be used for floorings from 3 to 7 mm thickness



Aluminium screw-in stair profile (for laminate flooring)

Colours: Silver, titanium

Dimensions: 26 x 27 x 1000/3000 mm

to be used for floorings from 7 to 16 mm thickness



10/2020 - We reserve the right to make changes. No responsibility is assumed for errors. Colour deviations are possible for printing reasons.



 moderna®

moderna GmbH & Co. KG
 Zum Walde 21
 59602 Rùthen-Meiste · GERMANY
 Phone: +49 29 52 4170-330
 Fax: +49 29 52 816-95-330
 info@moderna.de

moderna laminate flooring
 moderna design flooring
 moderna vinyl flooring
 moderna parquet flooring
 moderna staircase
 moderna wall & ceiling

www.moderna.de

