

moderna[®] wall & ceiling

because I love my home.

DESIGN & FUNCTION
PANELS REINTERPRETED



moderna wall & ceiling

because I love my home.

- Modern decors
- Large selection of articles
- Identical mouldings for all decors
- Various design options
- Easy installation
- Easy care
- Environmentally-friendly production

Thanks to a wide variety of fashionable decors, yesterday's dark wood panelling, has become today's contemporary design product for walls and ceilings. Our designs will show you that the dusty image of panelling has been replaced by a modern lightness, which is another reason we call our product range "wall & ceiling".

We offer a wide variety of designs, surfaces, versions and panel thicknesses for every interior decoration style, so you can add your personal touch to your favourite areas. No matter whether it is the kitchen or hall, bathroom or office, bedroom or living room, if plain and light or full of vibrant, colourful contrasts ...

There are no limits on your individual design and creativity.

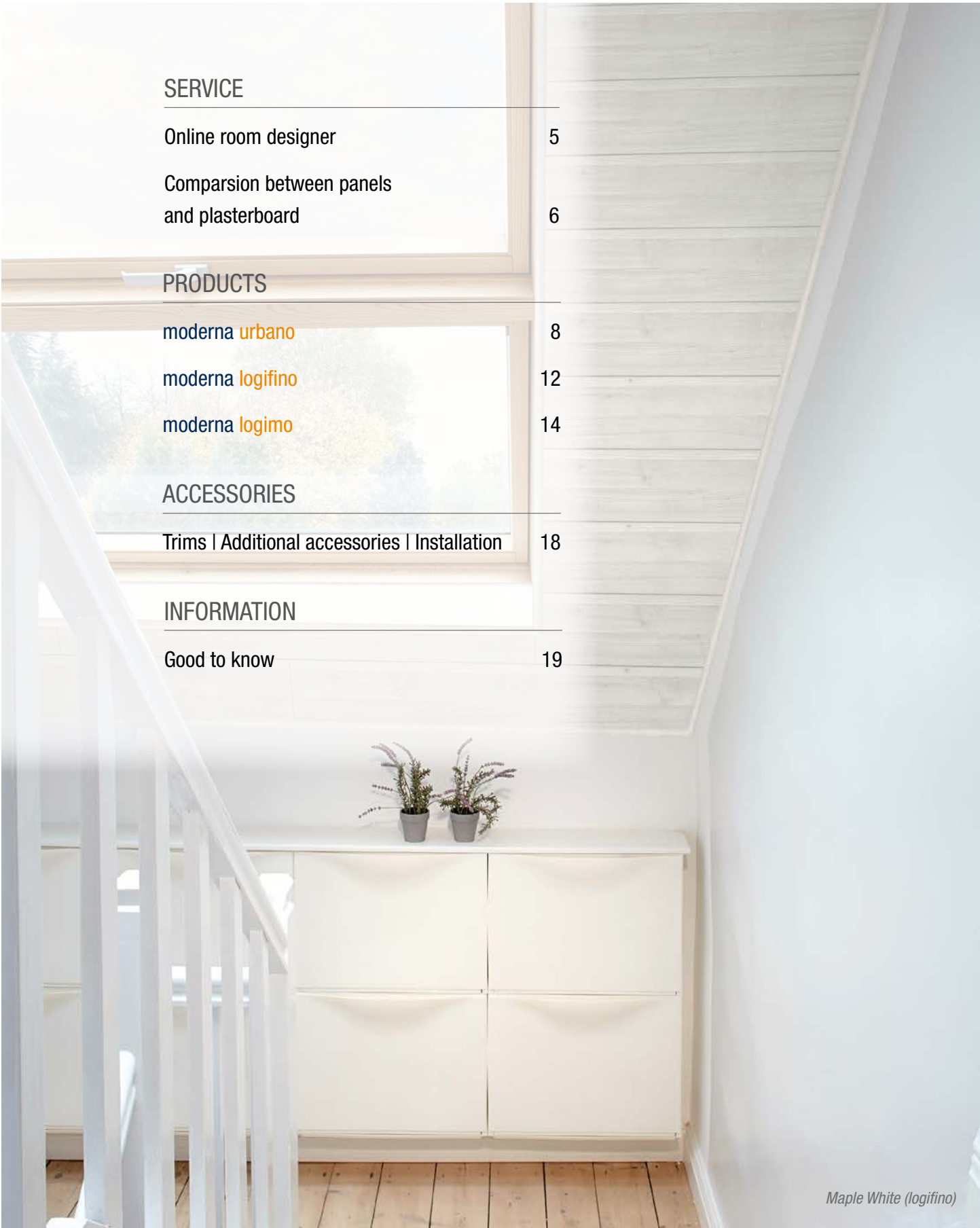


Mistral (urbano)

reproduction of wood

CONTENT

SERVICE	
Online room designer	5
Comparsion between panels and plasterboard	6
PRODUCTS	
moderna urbano	8
moderna logifino	12
moderna logimo	14
ACCESSORIES	
Trims Additional accessories Installation	18
INFORMATION	
Good to know	19



Maple White (logifino)

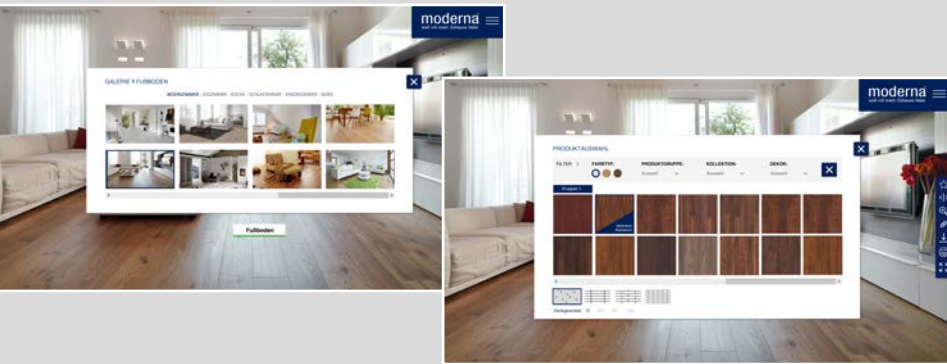
ONLINE ROOM DESIGNER



You want to renovate your home? Lay new laminate flooring? Design the ceiling or wall? Map and visualize the living room with the [moderna online room designer](https://www.moderna.de/raumgestalter)!

IT'S THIS EASY:

- 1 Visit: www.moderna.de/raumgestalter
- 2 Select the respective room situation from the photo gallery.
- 3 Click on the desired flooring and/or panelling
- 4 Play with the effects of various types of wood, wood grains and colours on the floor, walls and ceiling and combine them as often as you like.



Use the [online room designer](https://www.moderna.de/raumgestalter) to discover the many sides of the moderna product range and become your own room designer.

www.moderna.de/raumgestalter

COMPARISON BETWEEN PANELS AND PLASTERBOARD

Panels
+ QUICK
+ CLEAN
+ EASY
+ FAVOURABLE
+ FINE



In comparison with plasterboard their surface makes them more durable, more robust and easier to care for, as well as being quicker to install. The total costs are comparatively low. Moreover, thanks to its substructure panelling provides excellent sound and thermal insulation possibilities.

Both panels and plasterboard each require a suitable substructure for laying. However, at this point panels and plasterboard differ. When panels are fitted, they are cut to size according to a laying plan and are laid directly onto the substructure. In a sequence of simple manual actions, the panels are interlocked and secured with profile clamps.

After the panels are fitted, the skirting boards can be fitted directly – and the wall or ceiling is finished.

Today, walls and ceilings are often plastered, papered and painted. The masonry or plasterboard serves as a substructure. The alternative of wall and ceiling design using panels remains popular. At the same time, the design of wall and ceiling panels has evolved to suit modern and individual demands.



Panels
Quick work that can be done by just one person without any problem.

Panels work steps:

- Substructure
- Cut to size
- Installation
- Installation of skirting boards
- Finished

The new generation of wall and ceiling panels ensures stylish living. They are wonderfully versatile and can be integrated into any ambience. This is primarily due to the panels' new flexibility. They can be painted over yet still lose none of their durability. Quick and easy to install, modern design and a wide range of application possibilities. Ideal for installation of lighting and design elements.



Plasterboard
Very time-consuming and feasible only with assistance.

Plasterboard work steps:

- Substructure
- Cut to size
- Installation
- Filling
- Sanding
- Possibly filling again and sanding again
- Papering / Painting
- Installation of skirting boards
- Finished



Installation plasterboards requires more time and work:

After the substructure or battens are fixed, the plasterboard is first scored and then broken. The matching plasterboards are then secured directly onto the battens. Dirt and dust are a major disadvantage compared with panels.

Following installation, all joints are filled in order to obtain a smooth surface. Depending on the manufacturer, the oozed joint cement is sanded down after the joint sealer has dried. Depending on the desired result, filling and sanding may be necessary once again. Wall-papering and painting can then be started. The skirting boards can be fitted once the walls and / or ceilings are dry.

Disadvantages of wall cladding with plasterboard are the more complex fitting and the significantly longer time required as well as the installation-related dirt. The unwieldy plasterboards also often require two pairs of hands, whereas at least short panels can be installed by just one person.

CREATIVE PANELING FOR WALL AND CEILING

Time and space for something special! Let the powerful expression of unique wall panelling inspire you. The striking structures and modern colour tones of this collection will persuade you to do something extraordinary. They encourage creativity within your own four walls.








Wall: Bagana (urbano)

moderna urbano

moderna urbano, the perfect partner for those who prefer inner city living. Trendy decors of white and grey and silky-matt surfaces make your home an urban sensation. These designs for walls and ceilings are made for those who prefer a trendy and modern style.



Design panel with micro bevel		
Thickness	10 mm MDF	
Plank width	262 mm	
Plank width	257 mm	
Length	A: 1300 / B: 2600 mm	
Applications	All living areas (suitable for damp rooms)	
Attachment	Fixing bracket No. 2	
Content of package	A: 6 pieces (= 2,044 m²) B: 4 pieces (= 2,725 m²)	

moderna urbano

moderna urbano, with its 9 attractive decors, provides plenty of creative freedom for a modern, open wall and ceiling design.



Nordic Pine (urbano)



White Super Gloss



White Super Matt



Passat Oak



Structured White



Nordic Pine



Mistral



Pacaya



Bagana



Slat Wood

WALL AND CEILING PANELS REINTERPRETED






With its discreet style and neutral look, moderna logifino is the ideal living space companion. Not only is it a stand-out feature on ceilings in living rooms and bedrooms, it also acts as a stylish wall panelling, for skylights or for staircases.



moderna logifino

This range with rounded panel edges combines elegance and quality. moderna® logifino is the bestseller for almost all room scenarios: coming in four lengths for versatile installation configurations and attractive decors with high-quality foils.



Design panel with V-groove		
Thickness	10 mm MDF	
Plank width	190 mm	
Plank width	185 mm	
Length	A: 1300 / B: 2200 C: 2600 / D: 3200 mm	
Applications	All living areas (suitable for damp rooms)	
Attachment	Fixing bracket No. 2	
Content of package	A: 8 pieces (= 1,976 m²) B: 5 pieces (= 2,090 m²) C: 5 pieces (= 2,470 m²) D: 4 pieces (= 2,432 m²)	

WALL AND CEILING PANELS IN A NEW STYLE

This collection's panels have an elegant appearance and provide the ideal backdrop for your classic pieces of furniture. Modern furnishings appear in a naturally relaxed setting in the right light. The panelling creates a bright, inviting, friendly atmosphere and works harmoniously with any interior decoration style.



Beluga White (logimo)

moderna logimo


Set a sophisticated scene: moderna logimo is the short panel in ceiling and wall format that delivers an expansive appearance when installed. Modern appearance enhanced with rounded panel edges.



Design panel with V-groove		
Thickness	10 mm MDF	
Plank width	262 mm	
Plank width	257 mm	
Length	1300 mm	
Applications	All living areas (suitable for damp rooms)	
Attachment	Fixing bracket No. 2	
Content of package	6 pieces (= 2,044 m²)	


OVERVIEW OF DECORS

moderna **logifino** / moderna **logimo**



ACCESSORIES

TRIMS




Cover Trim 19/40* Length: 2700 mm




Finishing Trim 16/35* Length: 2700 mm



Cover Trim 8/25* Length: 2700 mm



Cornice Trim 25/25 Length: 2700 mm




Quarter Bed 14/14* Length: 2700 mm



Folding Trim 28/28* Length: 2700 mm



Corner Fillet 28/28 Length: 2700 mm



Corner Fillet 22/42* Length: 2700 mm



Interior and exterior corners for cover trim 19/40 • Colours: Gold, Silver, Maple, Beech, White

*Skirting only available in selected decors

INSTALLATION

ADDITIONAL ACCESSORIES



moderna brackets no. 2
250 pcs. / box



moderna fixing brackets for cover strip
50 pcs. / box (incl. screws)



moderna screws
250 pcs. / box

GOOD TO KNOW

SURFACES



Decor-Foil
The classic surface. Tried and tested. Perfect finishes and surfaces that are never out of style.



3D-Surfaces
The three-dimensional effects give every room an ex-ceptionally unique character.



High-Gloss Surface
These highly expressive patterns are the latest trend. They reflect light playfully, render colour brilliantly and lend an irresistible character to any room.



ALKORCELL®-Surfaces
Resistant to scratching, impact and wear, these surfaces offer impressive high quality. The attractive patterns achieve particularly exclusive effects.



Satin matt surface
Due to a special surface treatment, these patterns convey the feeling of touching nature itself. The satin matt surface gives your panelling a unique, natural look. With no distracting reflections or artificial effects, it is pleasantly low-key, but still catches your attention.

CHARACTERISTICS



Suitable for use in damp rooms
moderna panelling can be used in damp areas such as bathrooms. However, it should not be used in areas where water is sprayed or splashed.



Heat resistant
moderna panelling is heat resistant UP to 100°C. The installation and ongoing operation of recessed lighting poses no problems.



Washable
moderna panelling is very easy to maintain. The surface can be cleaned quickly and easily with a cleaner and a moist cloth.



Colourfast
moderna panelling does not fade due to exposure to sunlight (tested in accordance with DIN 438.2).

ENVIRONMENTAL CHARACTERISTICS



We want to take direct action to protect our environment, so all of the base materials used in moderna panelling come from sustainable forestry, on request PEFC labelled.



Emission class E1
Only wood materials with low formaldehyde emissions are used.

JOINT TYPES



Decor panelling with V-groove
logimo, logifino Elegant appearance for a smooth effect.



Design panelling with micro-joint
urbano Modern look with an attractive micro-bevel.



12/2018 · Subject to modifications and amendments. Colour deviations are possible for printing reasons.



BHK Holz- u. Kunststoff KG H. Kottmann
 Heidfeld 5 · D-33142 Büren
 Tel.: +49 (0) 29 51 / 60 04-0
 Fax: +49 (0) 29 51 / 54 99
 Internet: www.bhk.de
 Email: info@bhk.de

moderna®
 because I love my home.

moderna **laminate**
 moderna **vinyl**
 moderna **parquet**
 moderna **staircase**
 moderna **wall & ceiling**

www.moderna.de